

***Campbell Biology in Focus (Urry)***  
**Chapter 7 Cellular Respiration and Fermentation**

7.1 Multiple-Choice Questions

1) What is the term for metabolic pathways that release stored energy by breaking down complex molecules?

- A) anabolic pathways
- B) catabolic pathways
- C) fermentation pathways
- D) thermodynamic pathways
- E) bioenergetic pathways

Answer: B

Topic: Concept 7.1

Skill: Knowledge/Comprehension

Learning Outcome: 7.1

2) The molecule that functions as the reducing agent (electron donor) in a redox or oxidation-reduction reaction

- A) gains electrons and gains potential energy.
- B) loses electrons and loses potential energy.
- C) gains electrons and loses potential energy.
- D) loses electrons and gains potential energy.
- E) neither gains nor loses electrons, but gains or loses potential energy.

Answer: B

Topic: Concept 7.1

Skill: Knowledge/Comprehension

Learning Outcome: 7.1

3) When electrons move closer to a more electronegative atom, what happens?

- A) The more electronegative atom is reduced, and energy is released.
- B) The more electronegative atom is reduced, and energy is consumed.
- C) The more electronegative atom is oxidized, and energy is consumed.
- D) The more electronegative atom is oxidized, and energy is released.
- E) The more electronegative atom is reduced, and entropy decreases.

Answer: A

Topic: Concept 7.1

Skill: Knowledge/Comprehension

Learning Outcome: 7.1

4) Why does the oxidation of organic compounds by molecular oxygen to produce CO<sub>2</sub> and water release free energy?

A) The covalent bonds in organic molecules and molecular oxygen have more kinetic energy than the covalent bonds in water and carbon dioxide.

B) Electrons are being moved from atoms that have a lower affinity for electrons (such as C) to atoms with a higher affinity for electrons (such as O).

C) The oxidation of organic compounds can be used to make ATP.

D) The electrons have a higher potential energy when associated with water and CO<sub>2</sub> than they do in organic compounds.

E) The covalent bond in O<sub>2</sub> is unstable and easily broken by electrons from organic molecules.

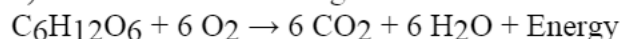
Answer: B

Topic: Concept 7.1

Skill: Knowledge/Comprehension

Learning Outcome: 7.1

5) Which of the following statements describes the results of this reaction?



A) C<sub>6</sub>H<sub>12</sub>O<sub>6</sub> is oxidized and O<sub>2</sub> is reduced.

B) O<sub>2</sub> is oxidized and H<sub>2</sub>O is reduced.

C) CO<sub>2</sub> is reduced and O<sub>2</sub> is oxidized.

D) C<sub>6</sub>H<sub>12</sub>O<sub>6</sub> is reduced and CO<sub>2</sub> is oxidized.

E) O<sub>2</sub> is reduced and CO<sub>2</sub> is oxidized.

Answer: A

Topic: Concept 7.1

Skill: Knowledge/Comprehension

Learning Outcome: 7.1

6) When a glucose molecule loses a hydrogen atom as the result of an oxidation-reduction reaction, the molecule becomes

A) hydrolyzed.

B) hydrogenated.

C) oxidized.

D) reduced.

E) an oxidizing agent.

Answer: C

Topic: Concept 7.1

Skill: Knowledge/Comprehension

Learning Outcome: 7.1

7) When a molecule of  $\text{NAD}^+$  (nicotinamide adenine dinucleotide) gains a hydrogen atom (not a proton), the molecule becomes

- A) dehydrogenated.
- B) oxidized.
- C) reduced.
- D) redoxed.
- E) hydrolyzed.

Answer: C

Topic: Concept 7.1

Skill: Knowledge/Comprehension

Learning Outcome: 7.1

8) Which of the following statements describes  $\text{NAD}^+$ ?

- A)  $\text{NAD}^+$  is reduced to NADH during glycolysis, pyruvate oxidation, and the citric acid cycle.
- B)  $\text{NAD}^+$  has more chemical energy than NADH.
- C)  $\text{NAD}^+$  is oxidized by the action of hydrogenases.
- D)  $\text{NAD}^+$  can donate electrons for use in oxidative phosphorylation.
- E) In the absence of  $\text{NAD}^+$ , glycolysis can still function.

Answer: A

Topic: Concept 7.1

Skill: Knowledge/Comprehension

Learning Outcome: 7.1

9) Where does glycolysis take place in eukaryotic cells?

- A) mitochondrial matrix
- B) mitochondrial outer membrane
- C) mitochondrial inner membrane
- D) mitochondrial intermembrane space
- E) cytosol

Answer: E

Topic: Concept 7.1

Skill: Knowledge/Comprehension

Learning Outcome: 7.1

10) The ATP made during glycolysis is generated by

- A) substrate-level phosphorylation.
- B) electron transport.
- C) photophosphorylation.
- D) chemiosmosis.
- E) oxidation of NADH to  $\text{NAD}^+$ .

Answer: A

Topic: Concept 7.1

Skill: Knowledge/Comprehension

Learning Outcome: 7.1

11) The oxygen consumed during cellular respiration is involved directly in which process or event?

- A) glycolysis
- B) accepting electrons at the end of the electron transport chain
- C) the citric acid cycle
- D) the oxidation of pyruvate to acetyl CoA
- E) the phosphorylation of ADP to form ATP

Answer: B

Topic: Concept 7.1

Skill: Knowledge/Comprehension

Learning Outcome: 7.1

12) An electron loses potential energy when it

- A) shifts to a less electronegative atom.
- B) shifts to a more electronegative atom.
- C) increases its kinetic energy.
- D) increases its activity as an oxidizing agent.
- E) moves further away from the nucleus of the atom.

Answer: B

Topic: Concept 7.1

Skill: Knowledge/Comprehension

Learning Outcome: 7.1

13) Why are carbohydrates and fats considered high-energy foods?

- A) They have a lot of oxygen atoms.
- B) They have no nitrogen in their makeup.
- C) They can have very long carbon skeletons.
- D) They have a lot of electrons associated with hydrogen.
- E) They are easily reduced.

Answer: D

Topic: Concept 7.1

Skill: Knowledge/Comprehension

Learning Outcome: 7.1

14) During aerobic respiration, electrons travel downhill in which sequence?

- A) food  $\rightarrow$  citric acid cycle  $\rightarrow$  ATP  $\rightarrow$  NAD<sup>+</sup>
- B) food  $\rightarrow$  NADH  $\rightarrow$  electron transport chain  $\rightarrow$  oxygen
- C) glucose  $\rightarrow$  pyruvate  $\rightarrow$  ATP  $\rightarrow$  oxygen
- D) glucose  $\rightarrow$  ATP  $\rightarrow$  electron transport chain  $\rightarrow$  NADH
- E) food  $\rightarrow$  glycolysis  $\rightarrow$  citric acid cycle  $\rightarrow$  NADH  $\rightarrow$  ATP

Answer: B

Topic: Concept 7.1

Skill: Application/Analysis

Learning Outcome: 7.1

15) How many oxygen molecules ( $O_2$ ) are required each time a molecule of glucose ( $C_6H_{12}O_6$ ) is completely oxidized to carbon dioxide and water via aerobic respiration?

- A) 1
- B) 3
- C) 6
- D) 12
- E) 30

Answer: C

Topic: Concept 7.1

Skill: Application/Analysis

Learning Outcome: 7.1

16) In prokaryotes, the respiratory electron transport chain is located

- A) in the mitochondrial inner membrane.
- B) in the mitochondrial outer membrane.
- C) in the plasma membrane.
- D) in the cytoplasm.
- E) in the bacterial outer membrane.

Answer: C

Topic: Concept 7.1

Skill: Knowledge/Comprehension

Learning Outcome: 7.1

17) Even though plants carry on photosynthesis, plant cells still use their mitochondria for oxidation of pyruvate. When and where will this occur?

- A) in photosynthetic cells in the light, while photosynthesis occurs concurrently
- B) in nonphotosynthesizing cells only
- C) in cells that are storing glucose only
- D) in all cells all the time
- E) in photosynthesizing cells in the light and in other tissues in the dark

Answer: D

Topic: Concept 7.1

Skill: Synthesis/Evaluation

Learning Outcome: 7.1

18) Which process in eukaryotic cells will proceed normally whether oxygen ( $O_2$ ) is present or absent?

- A) electron transport
- B) glycolysis
- C) the citric acid cycle
- D) oxidative phosphorylation
- E) chemiosmosis

Answer: B

Topic: Concept 7.2

Skill: Knowledge/Comprehension

Learning Outcome: 7.2

19) Substrate-level phosphorylation accounts for approximately what percentage of the ATP formed by the reactions of glycolysis?

- A) 0%
- B) 2%
- C) 10%
- D) 38%
- E) 100%

Answer: E

Topic: Concept 7.2

Skill: Application/Analysis

Learning Outcome: 7.2

20) During glycolysis, when each molecule of glucose is catabolized to two molecules of pyruvate, most of the potential energy contained in glucose is

- A) transferred to ADP, forming ATP.
- B) transferred directly to ATP.
- C) retained in the two pyruvates.
- D) stored in the NADH produced.
- E) used to phosphorylate fructose to form fructose 6-phosphate.

Answer: C

Topic: Concept 7.2

Skill: Knowledge/Comprehension

Learning Outcome: 7.2

21) In addition to ATP, what are the end products of glycolysis?

- A) CO<sub>2</sub> and H<sub>2</sub>O
- B) CO<sub>2</sub> and pyruvate
- C) NADH and pyruvate
- D) CO<sub>2</sub> and NADH
- E) H<sub>2</sub>O, FADH<sub>2</sub>, and citrate

Answer: C

Topic: Concept 7.2

Skill: Knowledge/Comprehension

Learning Outcome: 7.2

22) The free energy for the oxidation of glucose to CO<sub>2</sub> and water is -686 kcal/mol and the free energy for the reduction of NAD<sup>+</sup> to NADH is +53 kcal/mol. Why are only two molecules of NADH formed during glycolysis when it appears that as many as a dozen could be formed?

- A) Most of the free energy available from the oxidation of glucose is used in the production of ATP in glycolysis.
- B) Glycolysis is a very inefficient reaction, with much of the energy of glucose released as heat.
- C) Most of the free energy available from the oxidation of glucose remains in pyruvate, one of the products of glycolysis.
- D) There is no CO<sub>2</sub> or water produced as products of glycolysis.
- E) Glycolysis consists of many enzymatic reactions, each of which extracts some energy from the glucose molecule.

Answer: C

Topic: Concept 7.2

Skill: Synthesis/Evaluation

Learning Outcome: 7.2

23) Starting with one molecule of glucose, the energy-containing products of glycolysis are

- A) 2 NAD<sup>+</sup>, 2 pyruvate, and 2 ATP.
- B) 2 NADH, 2 pyruvate, and 2 ATP.
- C) 2 FADH<sub>2</sub>, 2 pyruvate, and 4 ATP.
- D) 6 CO<sub>2</sub>, 2 pyruvate, and 2 ATP.
- E) 6 CO<sub>2</sub>, 2 pyruvate, and 30 ATP.

Answer: B

Topic: Concept 7.2

Skill: Knowledge/Comprehension

Learning Outcome: 7.2

24) In glycolysis, for each molecule of glucose oxidized to pyruvate

- A) two molecules of ATP are used and two molecules of ATP are produced.
- B) two molecules of ATP are used and four molecules of ATP are produced.
- C) four molecules of ATP are used and two molecules of ATP are produced.
- D) two molecules of ATP are used and six molecules of ATP are produced.
- E) six molecules of ATP are used and six molecules of ATP are produced.

Answer: B

Topic: Concept 7.2

Skill: Knowledge/Comprehension

Learning Outcome: 7.2

25) A molecule that is phosphorylated

- A) has been reduced as a result of a redox reaction involving the loss of an inorganic phosphate.
- B) has a decreased chemical reactivity; it is less likely to provide energy for cellular work.
- C) has been oxidized as a result of a redox reaction involving the gain of an inorganic phosphate.
- D) has an increased chemical potential energy; it is primed to do cellular work.
- E) has less energy than before its phosphorylation and therefore less energy for cellular work.

Answer: D

Topic: Concept 7.2

Skill: Synthesis/Evaluation

Learning Outcome: 7.2

26) Which kind of metabolic poison would most directly interfere with glycolysis?

- A) an agent that reacts with oxygen and depletes its concentration in the cell
- B) an agent that binds to pyruvate and inactivates it
- C) an agent that closely mimics the structure of glucose but is not metabolized
- D) an agent that reacts with NADH and oxidizes it to  $\text{NAD}^+$
- E) an agent that blocks the passage of electrons along the electron transport chain

Answer: C

Topic: Concept 7.2

Skill: Application/Analysis

Learning Outcome: 7.2

27) Why is glycolysis described as having an investment phase and a payoff phase?

- A) It both splits molecules and assembles molecules.
- B) It attaches and detaches phosphate groups.
- C) It uses glucose and generates pyruvate.
- D) It shifts molecules from cytosol to mitochondrion.
- E) It uses stored ATP and then forms a net increase in ATP.

Answer: E

Topic: Concept 7.2

Skill: Knowledge/Comprehension

Learning Outcome: 7.2

28) How many carbon atoms are fed into the citric acid cycle as a result of the oxidation of one molecule of pyruvate?

- A) 2
- B) 4
- C) 6
- D) 8
- E) 10

Answer: A

Topic: Concept 7.3

Skill: Knowledge/Comprehension

Learning Outcome: 7.3



29) Carbon dioxide (CO<sub>2</sub>) is released during which of the following stages of cellular respiration?

- A) glycolysis and the oxidation of pyruvate to acetyl CoA
- B) oxidation of pyruvate to acetyl CoA and the citric acid cycle
- C) the citric acid cycle and oxidative phosphorylation
- D) oxidative phosphorylation and fermentation
- E) fermentation and glycolysis

Answer: B

Topic: Concept 7.3

Skill: Knowledge/Comprehension

Learning Outcome: 7.3

30) A young dog has never had much energy. He is brought to a veterinarian for help and she decides to conduct several diagnostic tests. She discovers that the dog's mitochondria can use only fatty acids and amino acids for respiration, and his cells produce more lactate than normal. Of the following, which is the best explanation of the dog's condition?

- A) His mitochondria lack the transport protein that moves pyruvate across the outer mitochondrial membrane.
- B) His cells cannot move NADH from glycolysis into the mitochondria.
- C) His cells contain something that inhibits oxygen use in his mitochondria.
- D) His cells lack the enzyme in glycolysis that forms pyruvate.
- E) His cells have a defective electron transport chain, so glucose goes to lactate instead of to acetyl CoA.

Answer: A

Topic: Concept 7.3

Skill: Synthesis/Evaluation

Learning Outcome: 7.3

31) What fraction of the carbon dioxide exhaled by animals is generated by the reactions of the citric acid cycle, if glucose is the sole energy source?

- A) 1/6
- B) 1/3
- C) 1/2
- D) 2/3
- E) all of it

Answer: D

Topic: Concept 7.3

Skill: Application/Analysis

Learning Outcome: 7.3

32) Where are the proteins of the electron transport chain located?

- A) cytosol
- B) mitochondrial outer membrane
- C) mitochondrial inner membrane
- D) mitochondrial intermembrane space
- E) mitochondrial matrix

Answer: C

Topic: Concept 7.4

Skill: Knowledge/Comprehension

Learning Outcome: 7.4

33) In cellular respiration, the energy for most ATP synthesis is supplied by

- A) high-energy phosphate bonds in organic molecules.
- B) a proton gradient across a membrane.
- C) converting oxygen to ATP.
- D) transferring electrons from organic molecules to pyruvate.
- E) generating carbon dioxide and oxygen in the electron transport chain.

Answer: B

Topic: Concept 7.4

Skill: Knowledge/Comprehension

Learning Outcome: 7.4

34) During aerobic respiration, which of the following directly donates electrons to the electron transport chain at the lowest energy level?

- A)  $\text{NAD}^+$
- B) NADH
- C) ATP
- D)  $\text{ADP} + \text{P}_i$
- E)  $\text{FADH}_2$

Answer: E

Topic: Concept 7.4

Skill: Knowledge/Comprehension

Learning Outcome: 7.4

35) The primary role of oxygen in cellular respiration is to

- A) yield energy in the form of ATP as it is passed down the respiratory chain.
- B) act as an acceptor for electrons and hydrogen, forming water.
- C) combine with carbon, forming  $\text{CO}_2$ .
- D) combine with lactate, forming pyruvate.
- E) catalyze the reactions of glycolysis.

Answer: B

Topic: Concept 7.4

Skill: Knowledge/Comprehension

Learning Outcome: 7.4

36) Inside an active mitochondrion, most electrons follow which pathway?

- A) glycolysis → NADH → oxidative phosphorylation → ATP → oxygen
- B) citric acid cycle → FADH<sub>2</sub> → electron transport chain → ATP
- C) electron transport chain → citric acid cycle → ATP → oxygen
- D) pyruvate → citric acid cycle → ATP → NADH → oxygen
- E) citric acid cycle → NADH → electron transport chain → oxygen

Answer: E

Topic: Concept 7.4

Skill: Knowledge/Comprehension

Learning Outcome: 7.4

37) During aerobic respiration, H<sub>2</sub>O is formed. Where does the oxygen atom for the formation of the water come from?

- A) carbon dioxide (CO<sub>2</sub>)
- B) glucose (C<sub>6</sub>H<sub>12</sub>O<sub>6</sub>)
- C) molecular oxygen (O<sub>2</sub>)
- D) pyruvate (C<sub>3</sub>H<sub>3</sub>O<sub>3</sub><sup>-</sup>)
- E) lactate (C<sub>3</sub>H<sub>5</sub>O<sub>3</sub><sup>-</sup>)

Answer: C

Topic: Concept 7.4

Skill: Knowledge/Comprehension

Learning Outcome: 7.4

38) In chemiosmosis, what is the most direct source of energy that is used to convert ADP + P<sub>i</sub> to ATP?

- A) energy released as electrons flow through the electron transport system
- B) energy released from substrate-level phosphorylation
- C) energy released from dehydration synthesis reactions
- D) energy released from movement of protons through ATP synthase, down their electrochemical gradient
- E) No external source of energy is required because the reaction is exergonic.

Answer: D

Topic: Concept 7.4

Skill: Knowledge/Comprehension

Learning Outcome: 7.4

39) Energy released by the electron transport chain is used to pump  $H^+$  into which location in eukaryotic cells?

- A) cytosol
- B) mitochondrial outer membrane
- C) mitochondrial inner membrane
- D) mitochondrial intermembrane space
- E) mitochondrial matrix

Answer: D

Topic: Concept 7.4

Skill: Knowledge/Comprehension

Learning Outcome: 7.4

40) The direct energy source that drives ATP synthesis during respiratory oxidative phosphorylation in eukaryotic cells is

- A) oxidation of glucose to  $CO_2$  and water.
- B) the thermodynamically favorable flow of electrons from NADH to the mitochondrial electron transport carriers.
- C) the final transfer of electrons to oxygen.
- D) the proton-motive force across the inner mitochondrial membrane.
- E) the thermodynamically favorable transfer of phosphate from glycolysis and the citric acid cycle intermediate molecules of ADP.

Answer: D

Topic: Concept 7.4

Skill: Knowledge/Comprehension

Learning Outcome: 7.4

41) When hydrogen ions are pumped from the mitochondrial matrix across the inner membrane and into the intermembrane space, the result is

- A) the formation of ATP.
- B) the reduction of  $NAD^+$ .
- C) the restoration of the  $Na^+/K^+$  balance across the membrane.
- D) the creation of a proton-motive force.
- E) the lowering of pH in the mitochondrial matrix.

Answer: D

Topic: Concept 7.4

Skill: Knowledge/Comprehension

Learning Outcome: 7.4

42) Where is ATP synthase located in the mitochondrion?

- A) cytosol
- B) electron transport chain
- C) outer membrane
- D) inner membrane
- E) mitochondrial matrix

Answer: D

Topic: Concept 7.4

Skill: Knowledge/Comprehension

Learning Outcome: 7.4

43) Which of the following produces the most ATP when glucose ( $C_6H_{12}O_6$ ) is completely oxidized to carbon dioxide ( $CO_2$ ) and water?

- A) glycolysis
- B) fermentation
- C) oxidation of pyruvate to acetyl CoA
- D) citric acid cycle
- E) oxidative phosphorylation (chemiosmosis)

Answer: E

Topic: Concept 7.4

Skill: Knowledge/Comprehension

Learning Outcome: 7.4

44) Approximately how many molecules of ATP are produced from the complete oxidation of two molecules of glucose ( $C_6H_{12}O_6$ ) in aerobic cellular respiration?

- A) 2
- B) 4
- C) 15
- D) 30-32
- E) 60-64

Answer: E

Topic: Concept 7.4

Skill: Knowledge/Comprehension

Learning Outcome: 7.4

45) The synthesis of ATP by oxidative phosphorylation, using the energy released by movement of protons across the membrane down their electrochemical gradient, is an example of

- A) active transport.
- B) an endergonic reaction coupled to an exergonic reaction.
- C) a reaction with a positive  $\Delta G$ .
- D) osmosis.
- E) allosteric regulation.

Answer: B

Topic: Concept 7.4

Skill: Application/Analysis

Learning Outcome: 7.4

46) If a cell is able to synthesize 30 ATP molecules for each molecule of glucose completely oxidized to carbon dioxide and water, approximately how many ATP molecules can the cell synthesize for each molecule of pyruvate oxidized to carbon dioxide and water?

- A) 0
- B) 1
- C) 12
- D) 14
- E) 26

Answer: D

Topic: Concept 7.4

Skill: Application/Analysis

Learning Outcome: 7.4

47) What is proton-motive force?

- A) the force required to remove an electron from hydrogen
- B) the force provided by a transmembrane hydrogen ion gradient
- C) the force that moves hydrogen into the intermembrane space
- D) the force that moves hydrogen into the mitochondrion
- E) the force that moves hydrogen to  $\text{NAD}^+$

Answer: B

Topic: Concept 7.4

Skill: Knowledge/Comprehension

Learning Outcome: 7.4

48) In liver cells, the inner mitochondrial membranes are about five times the area of the outer mitochondrial membranes. What purpose must this serve?

- A) It allows for an increased rate of glycolysis.
- B) It allows for an increased rate of the citric acid cycle.
- C) It increases the surface for oxidative phosphorylation.
- D) It increases the surface for substrate-level phosphorylation.
- E) It allows the liver cell to have fewer mitochondria.

Answer: C

Topic: Concept 7.4

Skill: Application/Analysis

Learning Outcome: 7.4

49) Brown fat cells produce a protein called thermogenin in their mitochondrial inner membrane. Thermogenin is a channel for facilitated transport of protons across the membrane. What will occur in the brown fat cells when they produce thermogenin?

- A) ATP synthesis and heat generation will both increase.
- B) ATP synthesis will increase, and heat generation will decrease.
- C) ATP synthesis will decrease, and heat generation will increase.
- D) ATP synthesis and heat generation will both decrease.
- E) ATP synthesis and heat generation will stay the same.

Answer: C

Topic: Concept 7.4

Skill: Application/Analysis

Learning Outcome: 7.4

50) In a mitochondrion, if the matrix ATP concentration is high, and the intermembrane space proton concentration is too low to generate sufficient proton-motive force, then

- A) ATP synthase will increase the rate of ATP synthesis.
- B) ATP synthase will stop working.
- C) ATP synthase will hydrolyze ATP and pump protons into the intermembrane space.
- D) ATP synthase will hydrolyze ATP and pump protons into the matrix.

Answer: C

Topic: Concept 7.4

Skill: Synthesis/Evaluation

Learning Outcome: 7.4

51) Chemiosmotic ATP synthesis (oxidative phosphorylation) occurs in

- A) all cells, but only in the presence of oxygen.
- B) only eukaryotic cells, in the presence of oxygen.
- C) only in mitochondria, using either oxygen or other electron acceptors.
- D) all respiring cells, both prokaryotic and eukaryotic, using either oxygen or other electron acceptors.
- E) all cells, in the absence of respiration.

Answer: D

Topic: Concept 7.4

Skill: Knowledge/Comprehension

Learning Outcome: 7.4

52) In vertebrate animals, brown fat tissue's color is due to abundant blood vessels and capillaries. White fat tissue, on the other hand, is specialized for fat storage and contains relatively few blood vessels or capillaries. Brown fat cells have a specialized protein that dissipates the proton-motive force across the mitochondrial membranes. Which of the following might be the function of the brown fat tissue?

- A) to increase the rate of oxidative phosphorylation from its few mitochondria
- B) to allow the animals to regulate their metabolic rate when it is especially hot
- C) to increase the production of ATP
- D) to allow other membranes of the cell to perform mitochondrial functions
- E) to regulate temperature by converting most of the energy from NADH oxidation to heat

Answer: E

Topic: Concept 7.4

Skill: Synthesis/Evaluation

Learning Outcome: 7.4

53) What carbon sources can yeast cells metabolize to make ATP from ADP under anaerobic conditions?

- A) glucose
- B) ethanol
- C) pyruvate
- D) lactic acid
- E) either ethanol or lactic acid

Answer: A

Topic: Concept 7.5

Skill: Application/Analysis

Learning Outcome: 7.5

54) Yeast cells that have defective mitochondria incapable of respiration will be able to grow by catabolizing which of the following carbon sources for energy?

- A) glucose
- B) proteins
- C) fatty acids
- D) glucose, proteins, and fatty acids
- E) Such yeast cells will not be capable of catabolizing any food molecules, and will therefore die.

Answer: A

Topic: Concept 7.5

Skill: Application/Analysis

Learning Outcome: 7.5



55) Which catabolic processes may have been used by cells on ancient Earth before free oxygen became available?

- A) glycolysis and fermentation only
- B) glycolysis and the citric acid cycle only
- C) glycolysis, pyruvate oxidation, and the citric acid cycle
- D) oxidative phosphorylation only
- E) glycolysis, pyruvate oxidation, the citric acid cycle, and oxidative phosphorylation, using an electron acceptor other than oxygen

Answer: E

Topic: Concept 7.5

Skill: Synthesis/Evaluation

Learning Outcome: 7.5

56) Which of the following normally occurs regardless of whether or not oxygen (O<sub>2</sub>) is present?

- A) glycolysis
- B) fermentation
- C) oxidation of pyruvate to acetyl CoA
- D) citric acid cycle
- E) oxidative phosphorylation (chemiosmosis)

Answer: A

Topic: Concept 7.5

Skill: Knowledge/Comprehension

Learning Outcome: 7.5

57) Which of the following occur(s) in the cytosol of a eukaryotic cell?

- A) glycolysis and fermentation
- B) fermentation and chemiosmosis
- C) oxidation of pyruvate to acetyl CoA
- D) citric acid cycle
- E) oxidative phosphorylation

Answer: A

Topic: Concept 7.5

Skill: Knowledge/Comprehension

Learning Outcome: 7.5

58) Which metabolic pathway is common to both cellular respiration and fermentation?

- A) the oxidation of pyruvate to acetyl CoA
- B) the citric acid cycle
- C) oxidative phosphorylation
- D) glycolysis
- E) chemiosmosis

Answer: D

Topic: Concept 7.5

Skill: Knowledge/Comprehension

Learning Outcome: 7.5

59) The ATP made during fermentation is generated by which of the following?

- A) the electron transport chain
- B) substrate-level phosphorylation
- C) chemiosmosis
- D) oxidative phosphorylation
- E) aerobic respiration

Answer: B

Topic: Concept 7.5

Skill: Knowledge/Comprehension

Learning Outcome: 7.5

60) In the absence of oxygen, yeast cells can obtain energy by fermentation, resulting in the production of

- A) ATP, CO<sub>2</sub>, and ethanol (ethyl alcohol).
- B) ATP, CO<sub>2</sub>, and lactate.
- C) ATP, NADH, and pyruvate.
- D) ATP, pyruvate, and oxygen.
- E) ATP, pyruvate, and acetyl CoA.

Answer: A

Topic: Concept 7.5

Skill: Knowledge/Comprehension

Learning Outcome: 7.5

61) In alcohol fermentation, NAD<sup>+</sup> is regenerated from NADH by

- A) reduction of acetaldehyde to ethanol (ethyl alcohol).
- B) oxidation of pyruvate to acetyl CoA.
- C) reduction of pyruvate to form lactate.
- D) oxidation of ethanol to acetyl CoA.
- E) reduction of ethanol to pyruvate.

Answer: A

Topic: Concept 7.5

Skill: Knowledge/Comprehension

Learning Outcome: 7.5

62) One function of both alcohol fermentation and lactic acid fermentation is to

- A) reduce NAD<sup>+</sup> to NADH.
- B) reduce FAD<sup>+</sup> to FADH<sub>2</sub>.
- C) oxidize NADH to NAD<sup>+</sup>.
- D) reduce FADH<sub>2</sub> to FAD<sup>+</sup>.
- E) do none of the above.

Answer: C

Topic: Concept 7.5

Skill: Application/Analysis

Learning Outcome: 7.5

- 63) An organism is discovered that thrives both in the presence and absence of oxygen in the air. Curiously, the consumption of sugar increases as oxygen is removed from the organism's environment, even though the organism does not gain much weight. This organism
- A) must use a molecule other than oxygen to accept electrons from the electron transport chain.
  - B) is a normal eukaryotic organism.
  - C) is photosynthetic.
  - D) is an anaerobic organism.
  - E) is a facultative anaerobe.

Answer: E

Topic: Concept 7.5

Skill: Application/Analysis

Learning Outcome: 7.5

- 64) Which statement best supports the hypothesis that glycolysis is an ancient metabolic pathway that originated before the last universal common ancestor of life on Earth?
- A) Glycolysis is widespread and is found in the domains Bacteria, Archaea, and Eukarya.
  - B) Glycolysis neither uses nor needs O<sub>2</sub>.
  - C) Glycolysis is found in all eukaryotic cells.
  - D) The enzymes of glycolysis are found in the cytosol rather than in a membrane-enclosed organelle.
  - E) Ancient prokaryotic cells, the most primitive of cells, made extensive use of glycolysis long before oxygen was present in Earth's atmosphere.

Answer: A

Topic: Concept 7.5

Skill: Synthesis/Evaluation

Learning Outcome: 7.5

- 65) Why is glycolysis considered to be one of the first metabolic pathways to have evolved?
- A) It produces much less ATP than does oxidative phosphorylation.
  - B) It does not involve organelles or specialized structures, does not require oxygen, and is present in most organisms.
  - C) It is found in prokaryotic cells but not in eukaryotic cells.
  - D) It relies on chemiosmosis, which is a metabolic mechanism present only in the first cells' prokaryotic cells.
  - E) It requires the presence of membrane-enclosed cell organelles found only in eukaryotic cells.

Answer: B

Topic: Concept 7.5

Skill: Synthesis/Evaluation

Learning Outcome: 7.5

66) When an individual is exercising heavily and when the muscle becomes oxygen-deprived, muscle cells convert pyruvate to lactate. What happens to the lactate in skeletal muscle cells?

- A) It is converted to  $\text{NAD}^+$ .
- B) It produces  $\text{CO}_2$  and water.
- C) It is taken to the liver and converted back to pyruvate.
- D) It reduces  $\text{FADH}_2$  to  $\text{FAD}^+$ .
- E) It is converted to alcohol.

Answer: C

Topic: Concept 7.5

Skill: Knowledge/Comprehension

Learning Outcome: 7.5

67) A mutation in yeast makes it unable to convert pyruvate to ethanol. How will this mutation affect these yeast cells?

- A) The mutant yeast will be unable to grow anaerobically.
- B) The mutant yeast will grow anaerobically only when given glucose.
- C) The mutant yeast will be unable to metabolize glucose.
- D) The mutant yeast will die because they cannot regenerate  $\text{NAD}^+$  from NAD.
- E) The mutant yeast will metabolize only fatty acids.

Answer: A

Topic: Concept 7.5

Skill: Synthesis/Evaluation

Learning Outcome: 7.5

68) You have a friend who lost 7 kg (about 15 pounds) of fat on a regimen of strict diet and exercise. How did the fat leave her body?

- A) It was released as  $\text{CO}_2$  and  $\text{H}_2\text{O}$ .
- B) It was converted to heat and then released.
- C) It was converted to ATP, which weighs much less than fat.
- D) It was broken down to amino acids and eliminated from the body.
- E) It was converted to urine and eliminated from the body.

Answer: A

Topic: Concept 7.6

Skill: Application/Analysis

Learning Outcome: 7.6

69) What is the purpose of beta oxidation in respiration?

- A) oxidation of glucose
- B) oxidation of pyruvate
- C) feedback regulation
- D) control of ATP accumulation
- E) breakdown of fatty acids

Answer: E

Topic: Concept 7.6

Skill: Knowledge/Comprehension

Learning Outcome: 7.6

70) Where do the catabolic products of fatty acid breakdown enter into the citric acid cycle?

- A) pyruvate
- B) malate or fumarate
- C) acetyl CoA
- D)  $\alpha$ -ketoglutarate
- E) succinyl CoA

Answer: C

Topic: Concept 7.6

Skill: Knowledge/Comprehension

Learning Outcome: 7.6

71) During intense exercise, as skeletal muscle cells switch to fermentation, the human body will increase its catabolism of

- A) fats only.
- B) carbohydrates only.
- C) proteins only.
- D) fats, carbohydrates, and proteins.
- E) fats and proteins only.

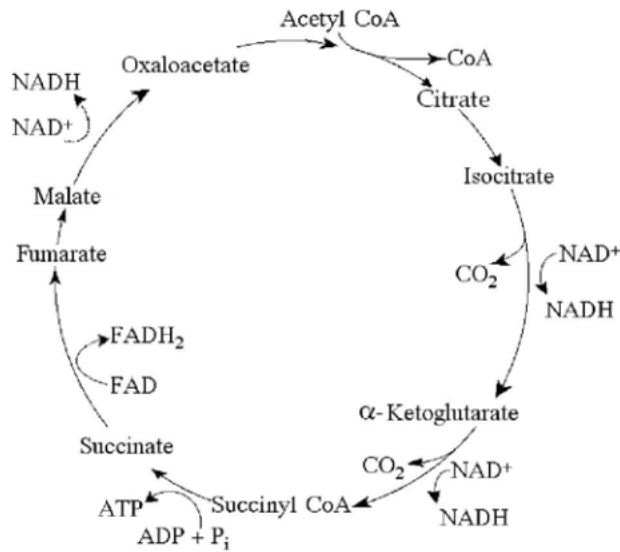
Answer: B

Topic: Concept 7.6

Skill: Application/Analysis

Learning Outcome: 7.6

## 7.2 Art Questions



**Figure 7.1**  
**The citric acid cycle.**

1) Starting with one molecule of isocitrate and ending with fumarate, how many ATP molecules can be made through substrate-level phosphorylation (see Figure 7.1)?

- A) 1
- B) 2
- C) 11
- D) 12
- E) 24

Answer: A

Topic: Concept 7.3

Skill: Application/Analysis

Learning Outcome: 7.3

2) Carbon skeletons for amino acid biosynthesis are supplied by intermediates of the citric acid cycle. Which intermediate would supply the carbon skeleton for synthesis of a five-carbon amino acid (see Figure 7.1)?

- A) succinate
- B) malate
- C) citrate
- D) α-ketoglutarate
- E) isocitrate

Answer: D

Topic: Concept 7.3

Skill: Application/Analysis

Learning Outcome: 7.3

3) For each mole of glucose ( $C_6H_{12}O_6$ ) oxidized by cellular respiration, how many moles of  $CO_2$  are released in the citric acid cycle (see Figure 7.1)?

- A) 2
- B) 4
- C) 6
- D) 12
- E) 3

Answer: B

Topic: Concept 7.3

Skill: Application/Analysis

Learning Outcome: 7.3

4) If pyruvate oxidation is blocked, what will happen to the levels of oxaloacetate and citric acid in the citric acid cycle shown in Figure 7.1?

- A) There will be no change in the levels of oxaloacetate and citric acid.
- B) Oxaloacetate will decrease and citric acid will accumulate.
- C) Oxaloacetate will accumulate and citric acid will decrease.
- D) Both oxaloacetate and citric acid will decrease.
- E) Both oxaloacetate and citric acid will accumulate.

Answer: C

Topic: Concept 7.3

Skill: Application/Analysis

Learning Outcome: 7.3

5) Starting with citrate, which of the following combinations of products would result from three acetyl CoA molecules entering the citric acid cycle (see Figure 7.1)?

- A) 1 ATP, 2  $CO_2$ , 3 NADH, and 1  $FADH_2$
- B) 2 ATP, 2  $CO_2$ , 3 NADH, and 3  $FADH_2$
- C) 3 ATP, 3  $CO_2$ , 3 NADH, and 3  $FADH_2$
- D) 3 ATP, 6  $CO_2$ , 9 NADH, and 3  $FADH_2$
- E) 38 ATP, 6  $CO_2$ , 3 NADH, and 12  $FADH_2$

Answer: D

Topic: Concept 7.3

Skill: Application/Analysis

Learning Outcome: 7.3

6) For each molecule of glucose that is metabolized by glycolysis and the citric acid cycle (see Figure 7.1), what is the total number of NADH + FADH<sub>2</sub> molecules produced?

- A) 4
- B) 5
- C) 6
- D) 10
- E) 12

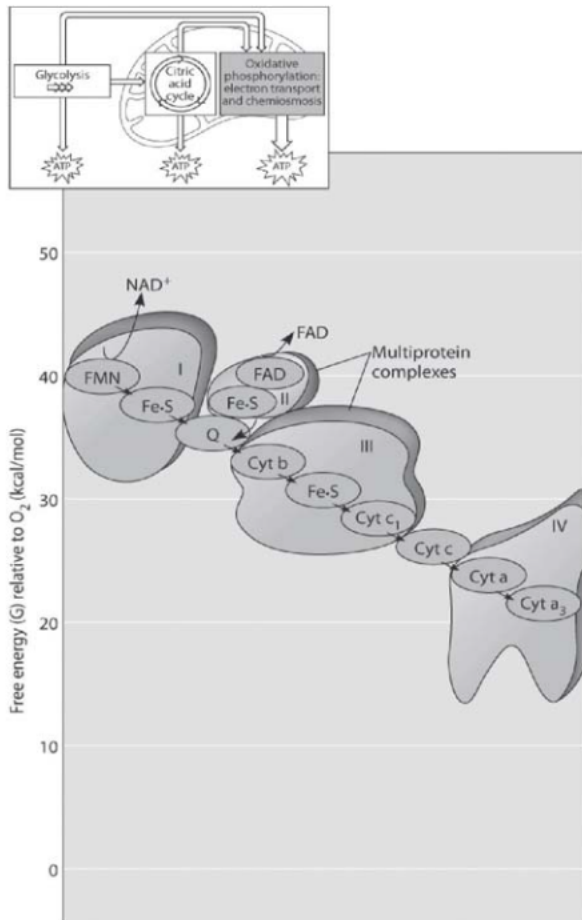
Answer: E

Topic: Concept 7.3

Skill: Knowledge/Comprehension

Learning Outcome: 7.3





**Figure 7.2**

7) Figure 7.2 shows the electron transport chain. Which of the following is the combination of substances that is initially added to the chain?

- A) oxygen, carbon dioxide, and water
- B) NAD<sup>+</sup>, FAD, and electrons
- C) NADH, FADH<sub>2</sub>, and protons
- D) NADH, FADH<sub>2</sub>, and O<sub>2</sub>
- E) oxygen and protons

Answer: D

Topic: Concept 7.4

Skill: Application/Analysis

Learning Outcome: 7.4

8) Which of the following most accurately describes what is happening along the electron transport chain in Figure 7.2?

- A) Chemiosmosis is coupled with electron transfer.
- B) Each electron carrier alternates between being reduced and being oxidized.
- C) ATP is generated at each step.
- D) Energy of the electrons increases at each step.
- E) Molecules in the chain give up some of their potential energy.

Answer: B

Topic: Concept 7.4

Skill: Application/Analysis

Learning Outcome: 7.4

9) Which of the protein complexes labeled with Roman numerals in Figure 7.2 will transfer electrons to  $O_2$ ?

- A) complex I
- B) complex II
- C) complex III
- D) complex IV
- E) All of the complexes can transfer electrons to  $O_2$ .

Answer: D

Topic: Concept 7.4

Skill: Knowledge/Comprehension

Learning Outcome: 7.4

10) What happens at the end of the chain in Figure 7.2?

- A) Two electrons combine with a proton and a molecule of  $NAD^+$ .
- B) Two electrons combine with a molecule of oxygen and two hydrogen atoms.
- C) Four electrons combine with a molecule of oxygen and 4 protons.
- D) Four electrons combine with four hydrogen and two oxygen atoms.
- E) One electron combines with a molecule of oxygen and a hydrogen atom.

Answer: C

Topic: Concept 7.4

Skill: Application/Analysis

Learning Outcome: 7.4

### 7.3 Scenario Questions

In the presence of oxygen, the three-carbon compound pyruvate can be catabolized in the citric acid cycle. First, however, the pyruvate (1) loses a carbon, which is given off as a molecule of  $\text{CO}_2$ , (2) is oxidized to form a two-carbon compound called acetate, and (3) is bonded to coenzyme A.

- 1) These three steps result in the formation of
- A) acetyl CoA,  $\text{O}_2$ , and ATP.
  - B) acetyl CoA,  $\text{FADH}_2$ , and  $\text{CO}_2$ .
  - C) acetyl CoA, FAD,  $\text{H}_2$ , and  $\text{CO}_2$ .
  - D) acetyl CoA, NADH,  $\text{H}^+$ , and  $\text{CO}_2$ .
  - E) acetyl CoA,  $\text{NAD}^+$ , ATP, and  $\text{CO}_2$ .

Answer: D

Topic: Concept 7.3

Skill: Application/Analysis

Learning Outcome: 7.3

- 2) How does the addition of coenzyme A, a sulfur-containing molecule derived from a B vitamin, function in the subsequent reaction?
- A) It provides the sulfur needed for the molecule to enter the mitochondrion.
  - B) It utilizes this portion of a B vitamin, which would otherwise be a waste product from another pathway.
  - C) It provides a relatively unstable molecule whose acetyl portion can be readily transferred to a compound in the citric acid cycle.
  - D) It drives the reaction that regenerates  $\text{NAD}^+$ .
  - E) It removes one molecule of  $\text{CO}_2$ .

Answer: C

Topic: Concept 7.3

Skill: Synthesis/Evaluation

Learning Outcome: 7.3

- 3) Which one of the following is formed by the removal of a carbon (as  $\text{CO}_2$ ) from a molecule of pyruvate?
- A) lactate
  - B) glyceraldehyde-3-phosphate
  - C) oxaloacetate
  - D) acetyl CoA
  - E) citrate

Answer: D

Topic: Concept 7.3

Skill: Knowledge/Comprehension

Learning Outcome: 7.3

## 7.4 End-of-Chapter Questions

1) The *immediate* energy source that drives ATP synthesis by ATP synthase during oxidative phosphorylation is the

- A) oxidation of glucose and other organic compounds.
- B) flow of electrons down the electron transport chain.
- C) affinity of oxygen for electrons.
- D)  $H^+$  movement down its concentration gradient.
- E) transfer of phosphate to ADP.

Answer: D

Topic: End-of-Chapter Questions

Skill: Knowledge/Comprehension

Learning Outcome: No L.O. Specified

2) Which metabolic pathway is common to both fermentation and cellular respiration of a glucose molecule?

- A) the citric acid cycle
- B) the electron transport chain
- C) glycolysis
- D) synthesis of acetyl CoA from pyruvate
- E) reduction of pyruvate to lactate

Answer: C

Topic: End-of-Chapter Questions

Skill: Knowledge/Comprehension

Learning Outcome: No L.O. Specified

3) In mitochondria, exergonic redox reactions

- A) are the source of energy driving prokaryotic ATP synthesis.
- B) are directly coupled to substrate-level phosphorylation.
- C) provide the energy that establishes the proton gradient.
- D) reduce carbon atoms to carbon dioxide.
- E) use ATP to pump  $H^+$  out of the mitochondrion.

Answer: C

Topic: End-of-Chapter Questions

Skill: Knowledge/Comprehension

Learning Outcome: No L.O. Specified

4) The final electron acceptor of the electron transport chain that functions in aerobic oxidative phosphorylation is

- A) oxygen.
- B) water.
- C)  $\text{NAD}^+$ .
- D) pyruvate.
- E) ADP.

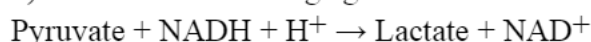
Answer: A

Topic: End-of-Chapter Questions

Skill: Knowledge/Comprehension

Learning Outcome: No L.O. Specified

5) What is the oxidizing agent in the following reaction?



- A) oxygen
- B) NADH
- C)  $\text{NAD}^+$
- D) lactate
- E) pyruvate

Answer: E

Topic: End-of-Chapter Questions

Skill: Application/Analysis

Learning Outcome: No L.O. Specified

6) When electrons flow along the electron transport chains of mitochondria, which of the following changes occurs?

- A) The pH of the matrix increases.
- B) ATP synthase pumps protons by active transport.
- C) The electrons gain free energy.
- D) The cytochromes phosphorylate ADP to form ATP.
- E)  $\text{NAD}^+$  is oxidized.

Answer: A

Topic: End-of-Chapter Questions

Skill: Application/Analysis

Learning Outcome: No L.O. Specified

7) Most  $\text{CO}_2$  from catabolism is released during

- A) glycolysis.
- B) the citric acid cycle.
- C) lactate fermentation.
- D) electron transport.
- E) oxidative phosphorylation.

Answer: B

Topic: End-of-Chapter Questions

Skill: Application/Analysis

Learning Outcome: No L.O. Specified